

No. PDMA (SINDH)/(SITREP)/2022/1820

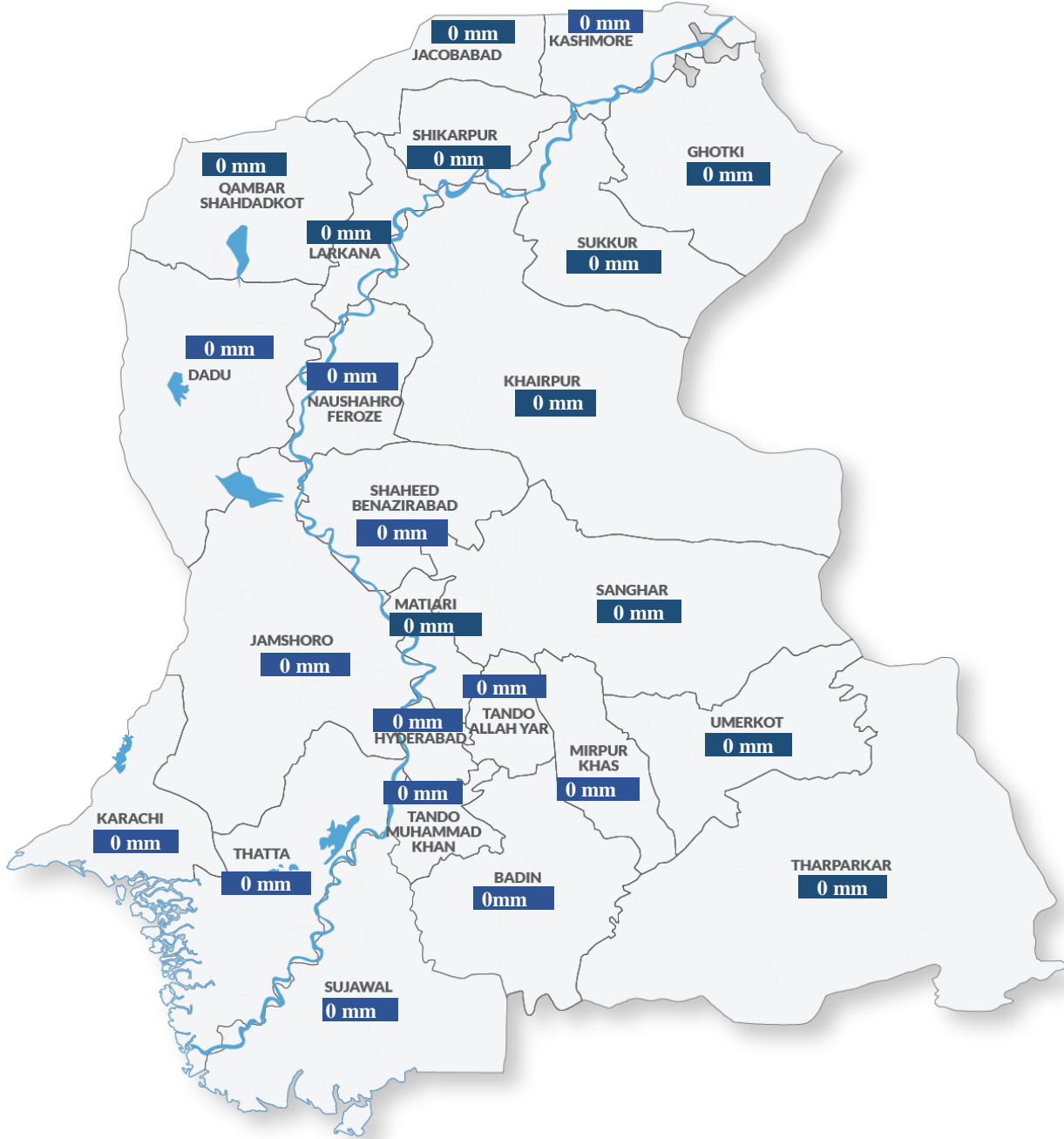
November 26, 2022

Period Covered: 22:00 hrs. 20-06-2022 to 25-11-2022 22:00 hrs.

## DAILY SITUATION REPORT

### Weather Situation Overview

Rainfall in Average (last 24 hrs.)



Source: CM Portal

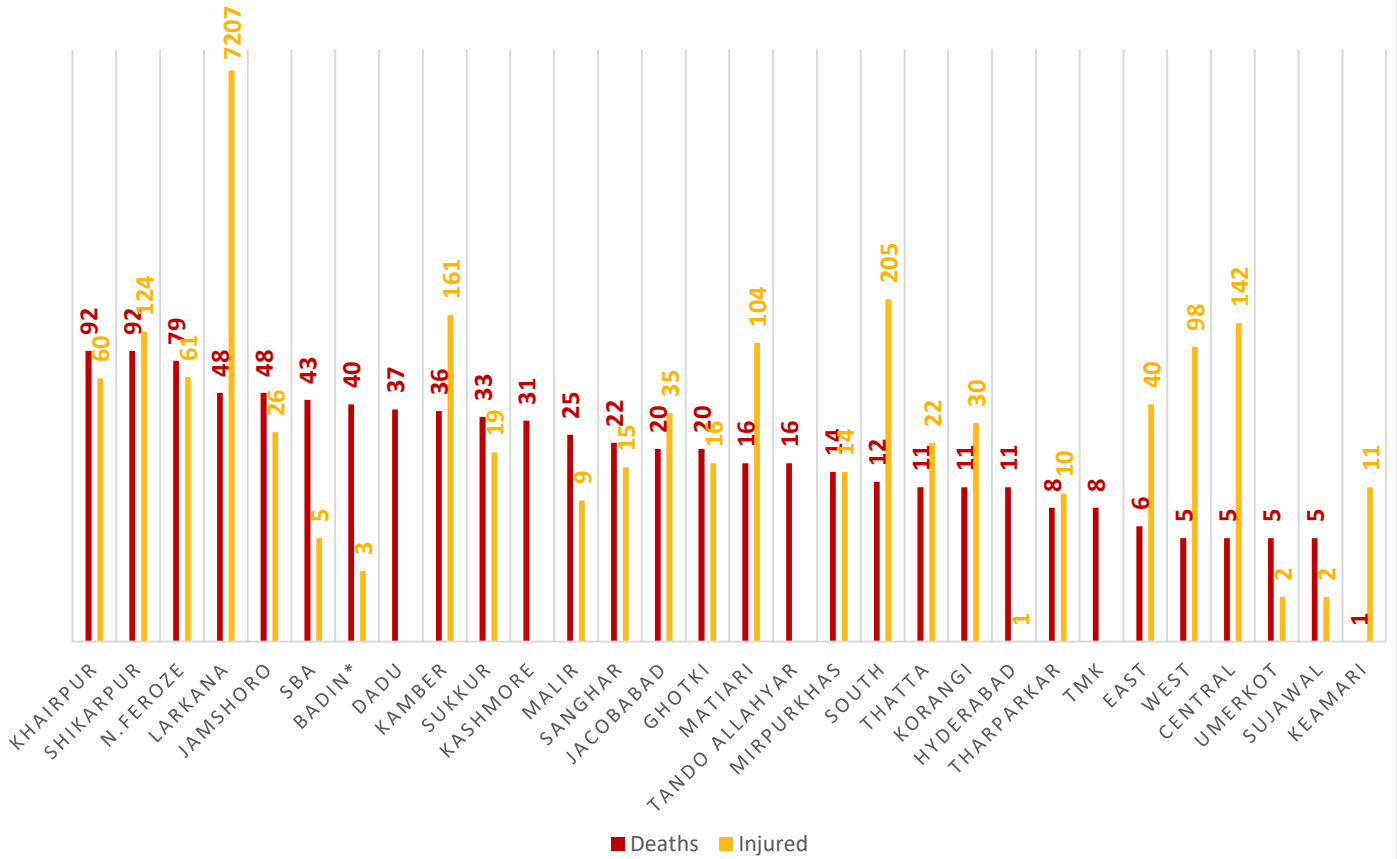
### Weather Forecast

- Nothing to Report (NTR)



## Summary of Losses

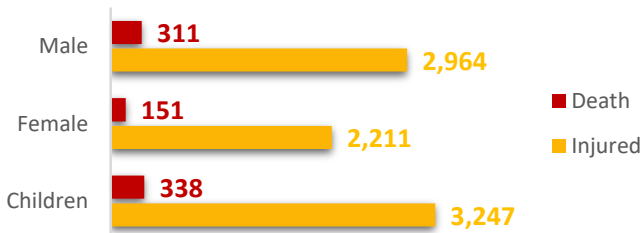
### DISTRICT-WISE DEATHS & INJURED



**Death Data Source:** Concerned Deputy Commissioners.

**Injury Data Source:** Directorate General Health Services, Hyderabad.

### GENDER-WISE DISTRIBUTION

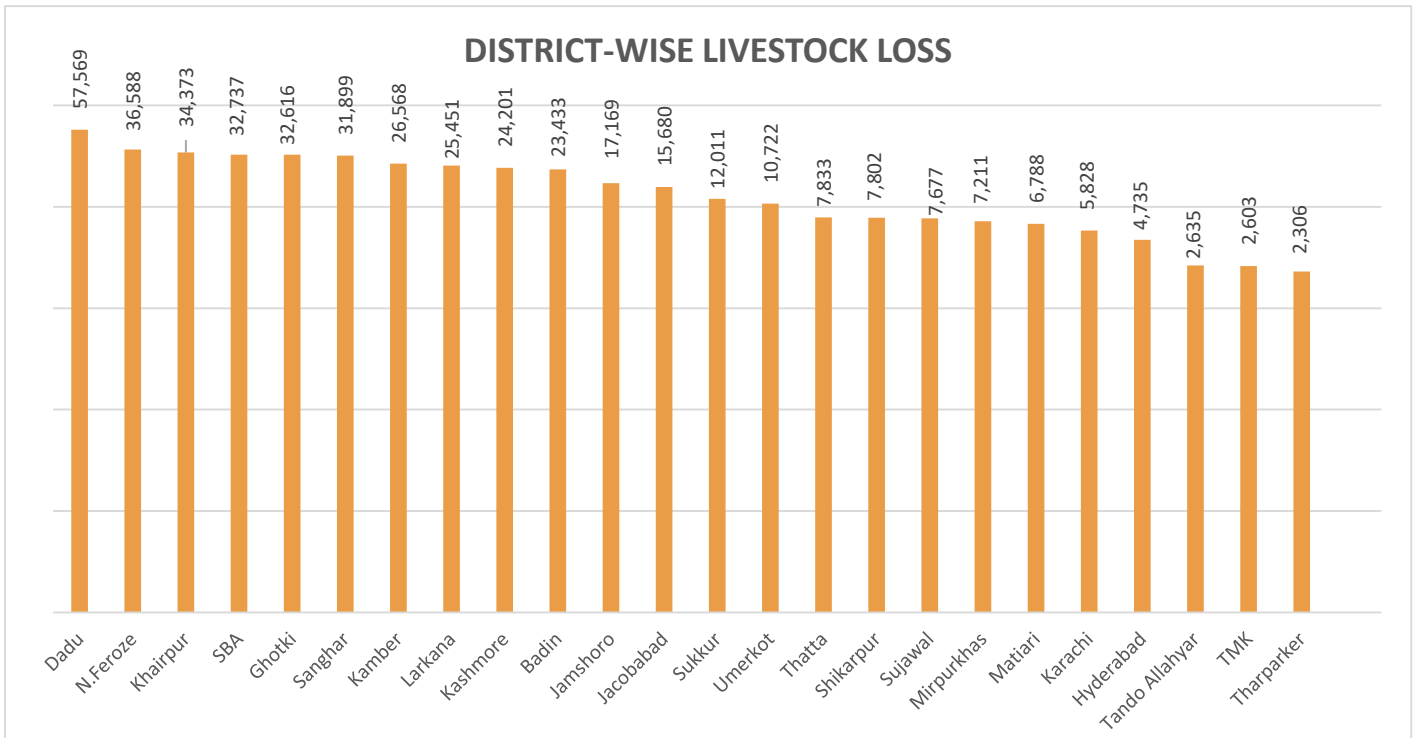


### SUMMARY



**Case(s) reported during last 24 hours:** (Already Included in Total)

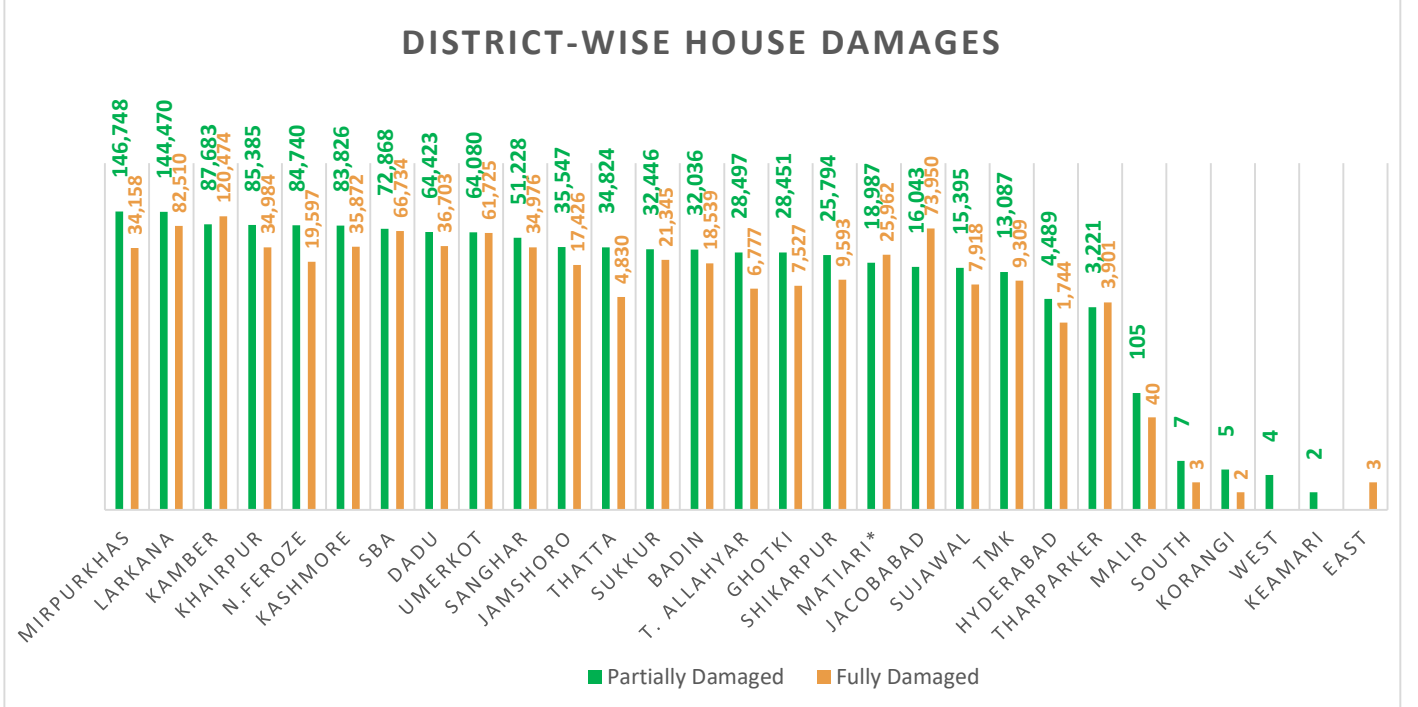
District	Gender	Age	Date of Death	Cause of Death	
1	Badin	Male	-	13/08/2022	Due to Electric Shock



**Total Livestock Perished: 436,435**

*Livestock Data Source: DG Livestock Sindh.*

## Summary of Infrastructure & Private Property Damage

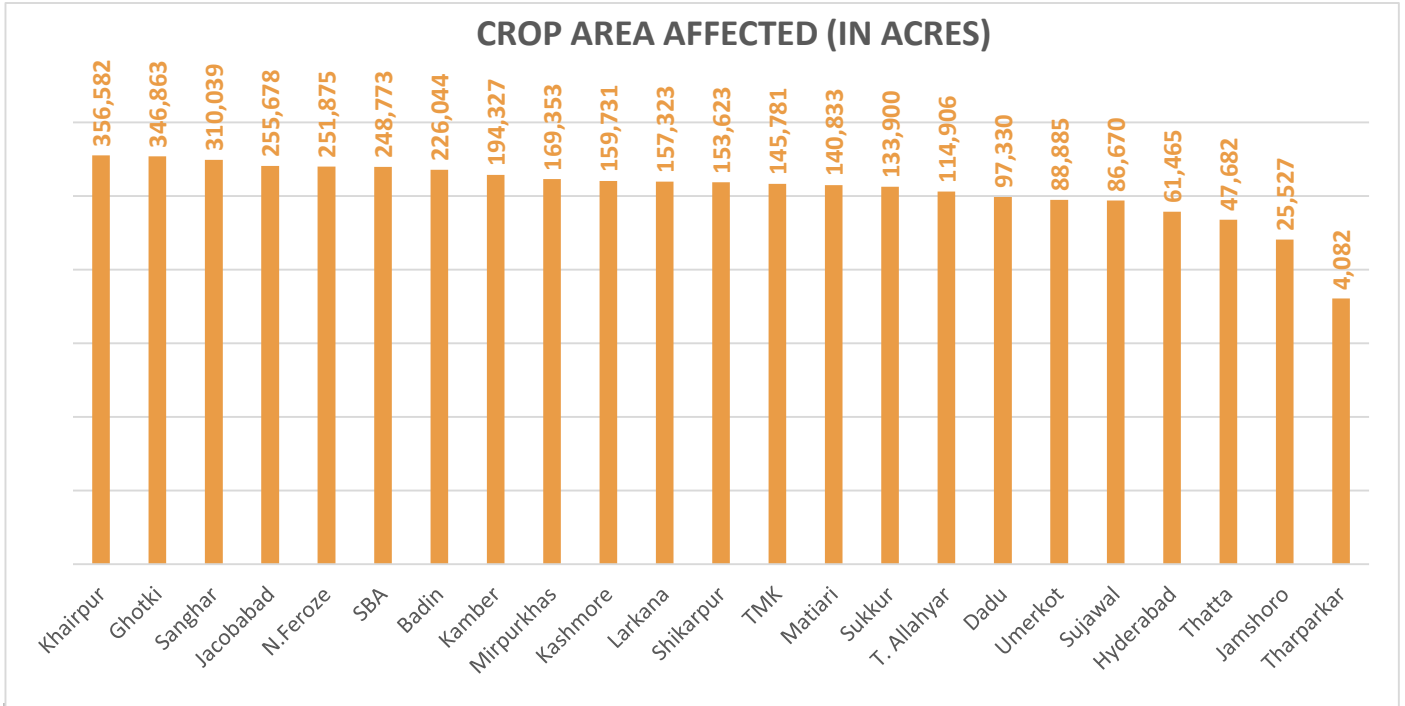


**Partially Damaged – 1,174,391**

**Fully Damaged – 736,602**

**Grand Total – 1,910,993**

*Source: Concerned Deputy Commissioners.*



**Total Crop Area Damaged: 3,777,272**

Source: Relief Department Sindh

Division	District	No. of UC's Affected	No. of Roads	Road (km)	Bridge	Culverts	Causeways (Rft)	Shop	Hotel	Masjid
Karachi	East	-	1	8	2	-	750	-	-	-
	West	-						-	-	
	South	18						1	-	
	Central	-						3	-	
	Malir	14						7	-	
	Korangi	2						-	-	
	Keamari	32						-	-	
<b>Sub Total</b>		<b>66</b>	<b>1</b>	<b>8</b>	<b>2</b>	<b>-</b>	<b>750</b>	<b>11</b>	<b>-</b>	<b>-</b>
Hyderabad	Hyderabad	160	13	76	2	-	-	-	-	-
	Jamshoro	30	42	516	15	9	1,375	-	-	-
	Dadu	66	65	569	6	99	-	-	-	-
	Matiari	30	7	83	-	-	-	-	-	-
	Tando Allahyar	28	37	344	6	92	-	-	-	-
	TMK	28	7	118	0	6	-	-	-	-

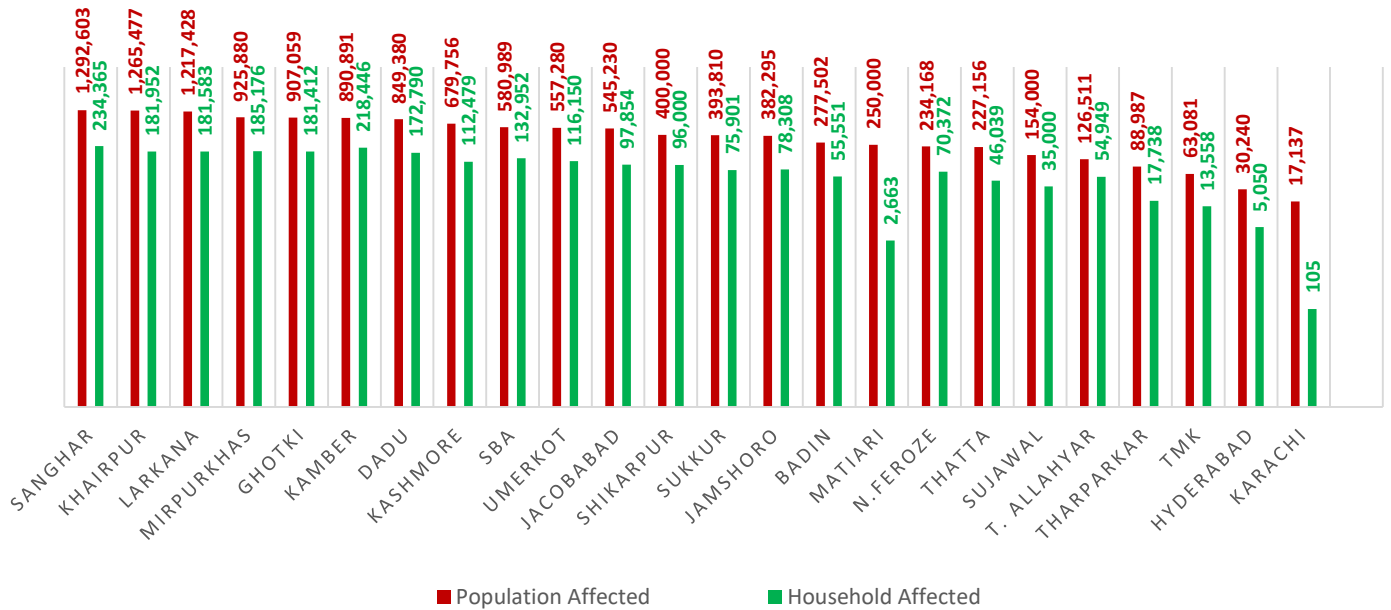
Division	District	No. of UC's Affected	No. of Roads	Road (km)	Bridge	Culverts	Causeways (Rft)	Shop	Hotel	Masjid
	Thatta	40	39	291	23	233	-	-	-	-
	Sujawal	37	30	426	57	272	-	-	-	-
	Badin	68	53	799	13	82	0	5	2	3
<b>Sub Total</b>		<b>487</b>	<b>293</b>	<b>3,221</b>	<b>122</b>	<b>793</b>	<b>1,375</b>	<b>5</b>	<b>2</b>	<b>3</b>
Sukkur	Sukkur	67	20	181	1	25	-	11	-	-
	Khairpur	88	110	622	2	83	-	13	-	3
	Ghotki	66	24	252	-	-	-	-	-	-
<b>Sub Total</b>		<b>221</b>	<b>154</b>	<b>1,055</b>	<b>3</b>	<b>108</b>	<b>-</b>	<b>24</b>	<b>-</b>	<b>3</b>
SBA	SBA	60	58	942	15	45	-	-	-	-
	N.Feroze	68	60	727	2	124	-	-	-	-
	Sanghar	73	52	296	10	119	-	-	-	-
<b>Sub Total</b>		<b>201</b>	<b>170</b>	<b>1,965</b>	<b>27</b>	<b>288</b>	<b>-</b>	<b>-</b>	<b>-</b>	<b>-</b>
Larkana	Larkana	68	24	192	1	54	-	-	-	-
	Kamber-Shahdadkot	52	51	173	3	158	-	-	-	-
	Shikarpur	55	23	258	-	38	-	-	-	-
	Jacobabad	44	66	166	-	65	-	-	-	-
	Kashmore	41	24	289	1	14	-	-	-	-
<b>Sub Total</b>		<b>260</b>	<b>188</b>	<b>1,078</b>	<b>5</b>	<b>329</b>	<b>-</b>	<b>-</b>	<b>-</b>	<b>-</b>
Mirpurkhas	Mirpurkhas	50	15	207	6	82	-	-	-	-
	Umerkot	42	21	332	-	69	-	-	-	-
	Tharparker	3	18	597	-	80	-	-	-	-
<b>Sub Total</b>		<b>95</b>	<b>54</b>	<b>1,136</b>	<b>6</b>	<b>231</b>	<b>-</b>	<b>-</b>	<b>-</b>	<b>-</b>
<b>Grand Total</b>		<b>1,330</b>	<b>860</b>	<b>8,463</b>	<b>165</b>	<b>1,749</b>	<b>2,125</b>	<b>40</b>	<b>2</b>	<b>6</b>

**Source of UCs Affected:** Relief Department Sindh

**Source of Infrastructure Damage:** Works & Services Department Sindh

**Note:** - Works & Services Department has reported that 2,548 Government buildings have been damaged.

### POPULATION AFFECTED

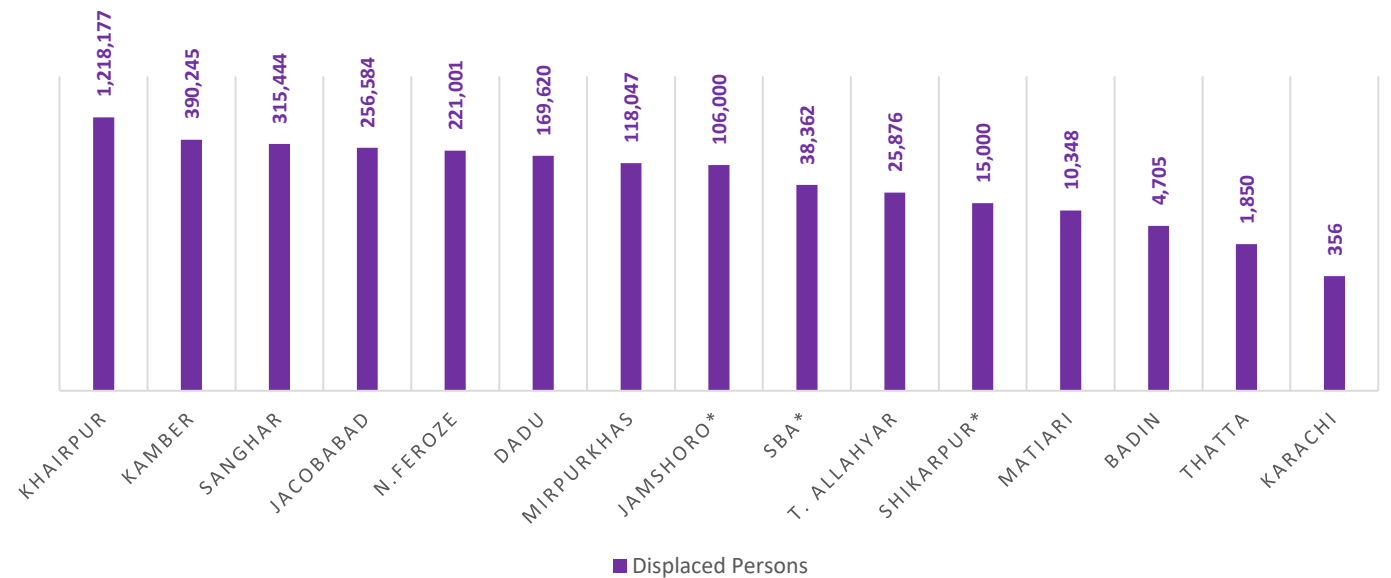


**Total Population Affected: 12,356,860**

**Total Households Affected: 2,366,393**

*Source: Concerned Deputy Commissioners.*

### POPULATION DISPLACED



**Total Number of Person Displaced: 2,891,615**

*Source: Concerned Deputy Commissioners.*

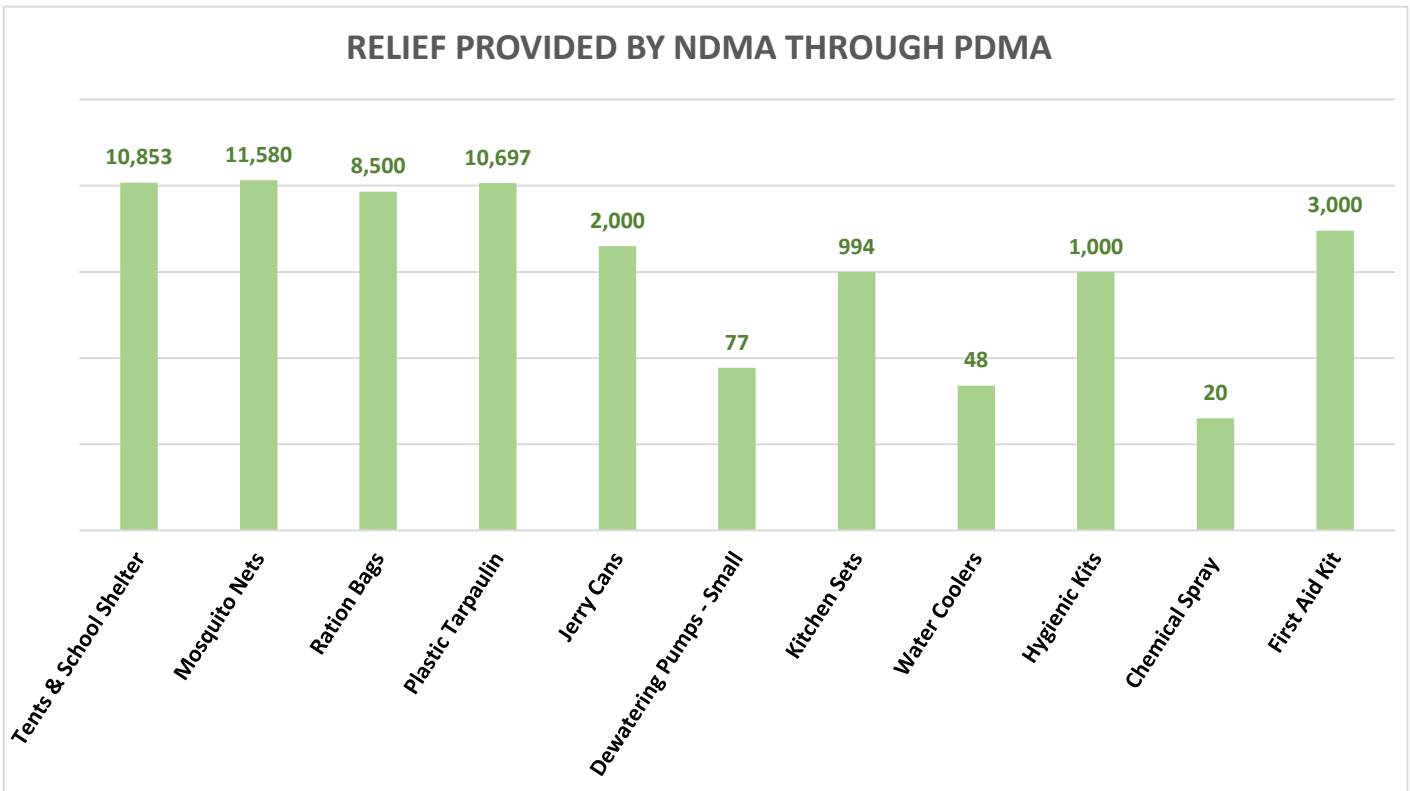
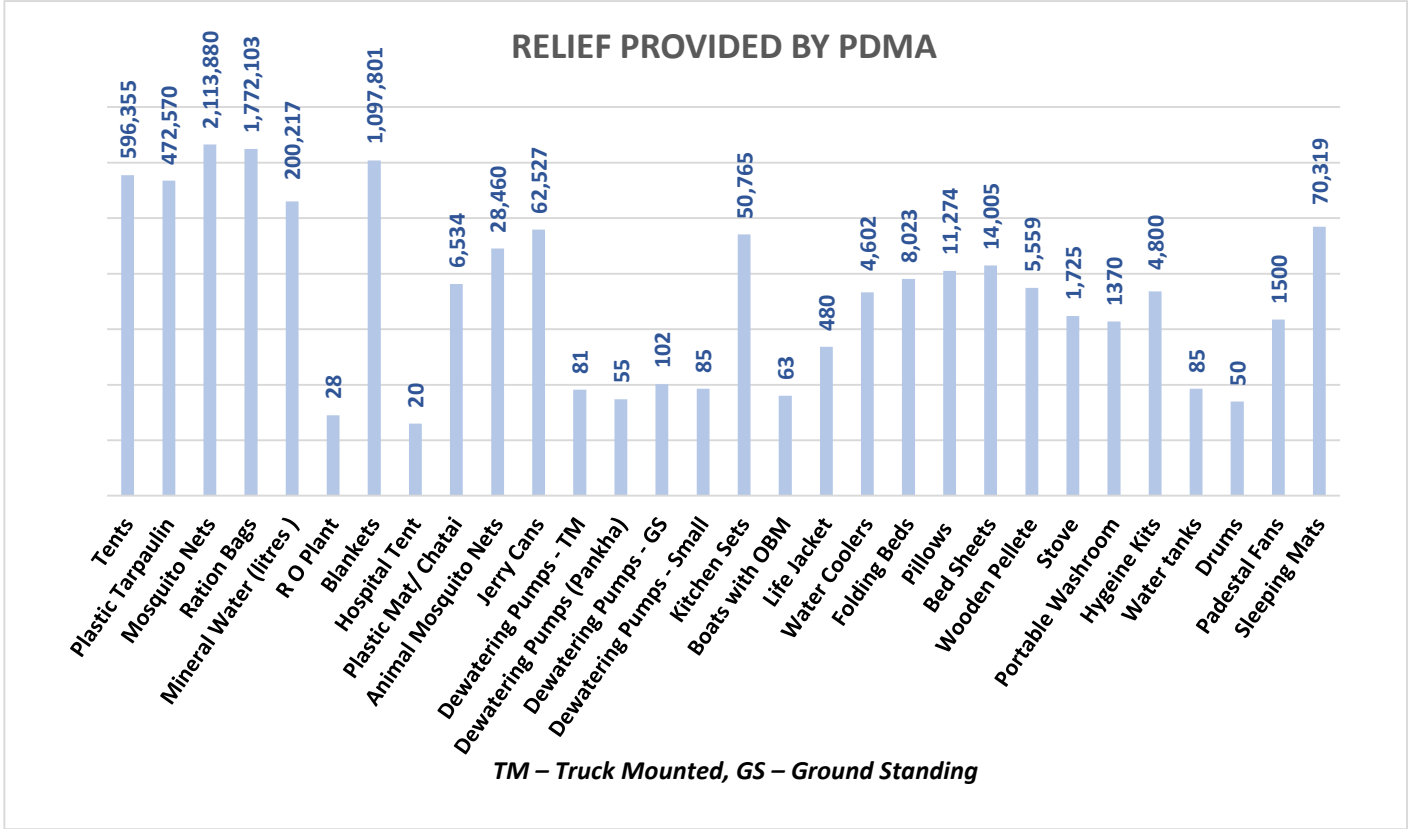
**Note:** - Deputy Commissioner Sujawal, Sukkur, Ghotki, Kashmore, Umerkot, and Tharparkar have reported that the number of Displaced Population may be treated as nil.

- Deputy Commissioner Jamshoro, Shaheed Benazirabad and Shikarpur have reported that the number of Displaced Population has decreased.

## Relief Camps Established by DDMA's / Deputy Commissioners

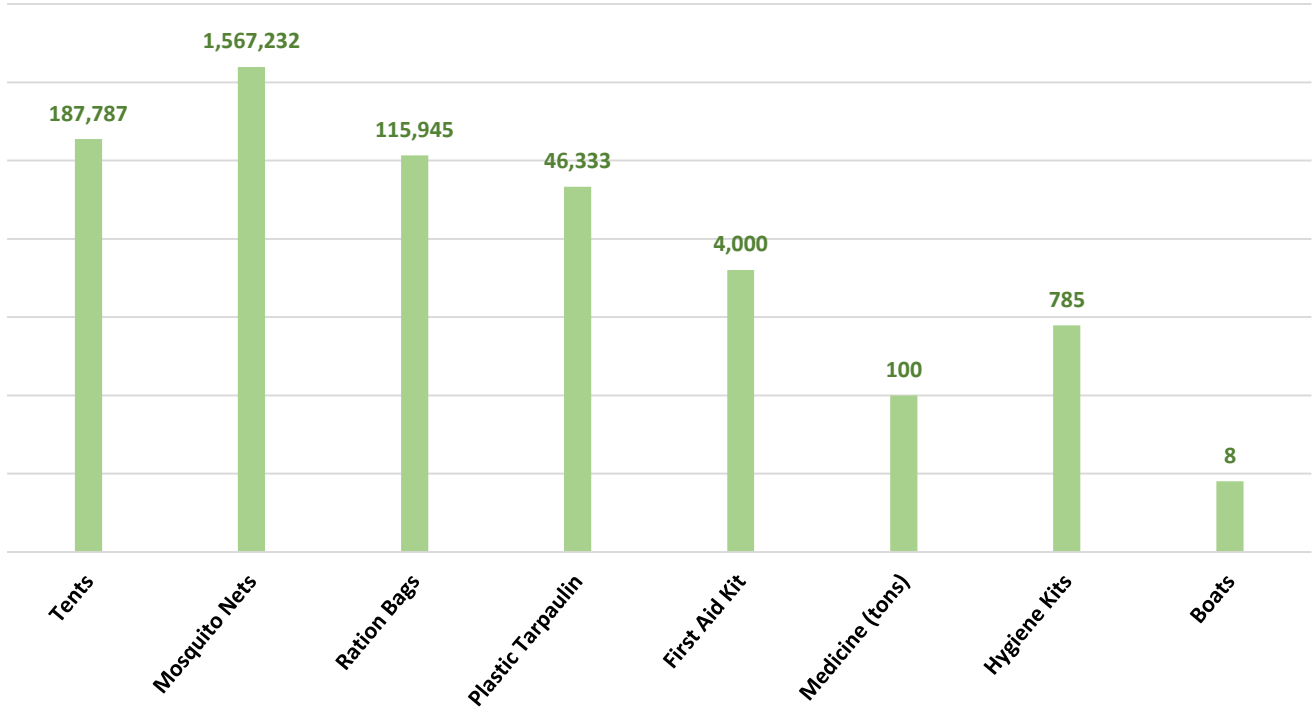
Division	District	Relief Camps Established	Persons in Relief Camps (Last 24hrs)			
			M	F	C	T
Karachi	East	-	-	-	-	-
	West	-	-	-	-	-
	Korangi	-	-	-	-	-
	Malir	-	-	-	-	-
	Central	-	-	-	-	-
	Keamari	-	-	-	-	-
<b>Sub Total</b>		-	-	-	-	-
Hyderabad	Hyderabad	-	-	-	-	-
	Jamshoro	-	-	-	-	-
	Dadu	10	-	-	-	2,898
	Matiali	1	-	-	-	315
	Tando Allahyar	-	-	-	-	-
	Tando M. Khan	-	-	-	-	-
	Thatta	-	-	-	-	-
	Sujawal	-	-	-	-	-
Badin	-	-	-	-	-	
<b>Sub Total</b>		<b>11</b>	-	-	-	<b>3,213</b>
Sukkur	Sukkur	-	-	-	-	-
	Khairpur	-	-	-	-	-
	Ghotki	-	-	-	-	-
<b>Sub Total</b>		-	-	-	-	-
SBA	SBA	-	-	-	-	-
	N.Feroze	73	4,129	3,827	5,617	13,573
	Sanghar	-	-	-	-	-
<b>Sub Total</b>		<b>73</b>	<b>4,129</b>	<b>3,827</b>	<b>5,617</b>	<b>13,573</b>
Larkana	Larkana	-	-	-	-	-
	Kamber-Shahdadkot	-	-	-	-	-
	Shikarpur	-	-	-	-	-
	Jacobabad	-	-	-	-	-
	Kashmore	-	-	-	-	-
<b>Sub Total</b>		-	-	-	-	-
Mirpurkhas	Mirpurkhas	-	-	-	-	-
	Umerkot	-	-	-	-	-
<b>Sub Total</b>		-	-	-	-	-
<b>Grand Total</b>		<b>84</b>	<b>4,129</b>	<b>3,827</b>	<b>5,617</b>	<b>16,786</b>

*Source: Concerned Deputy Commissioners of Sindh.*

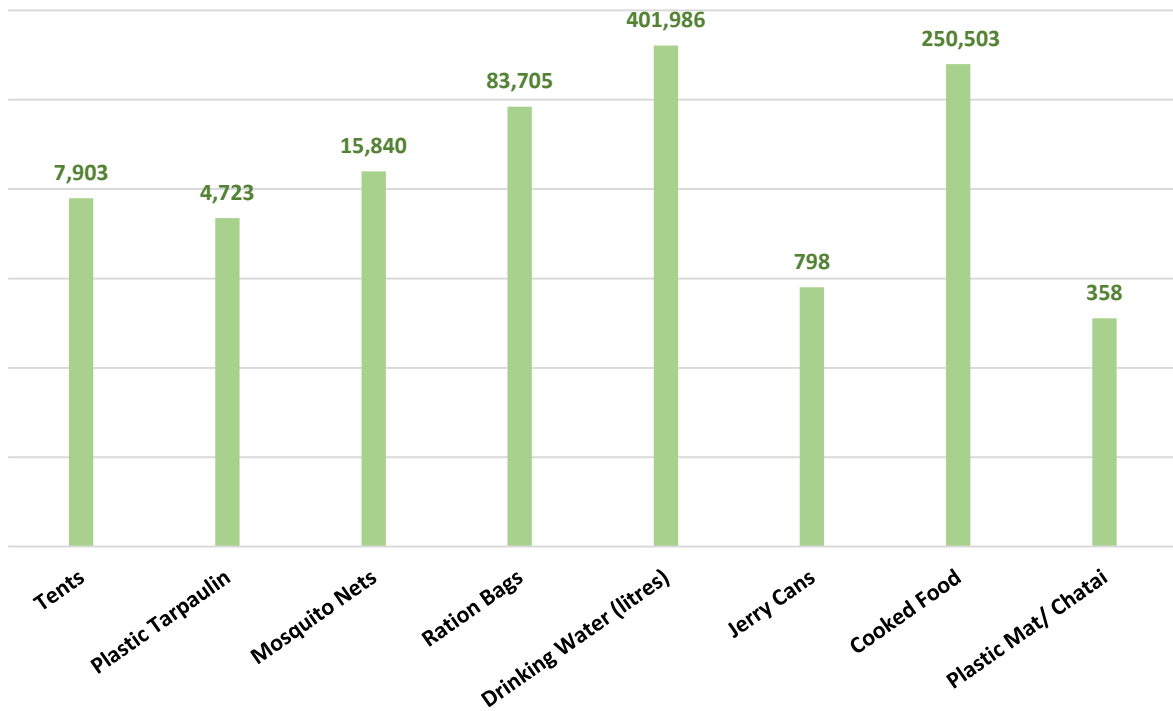




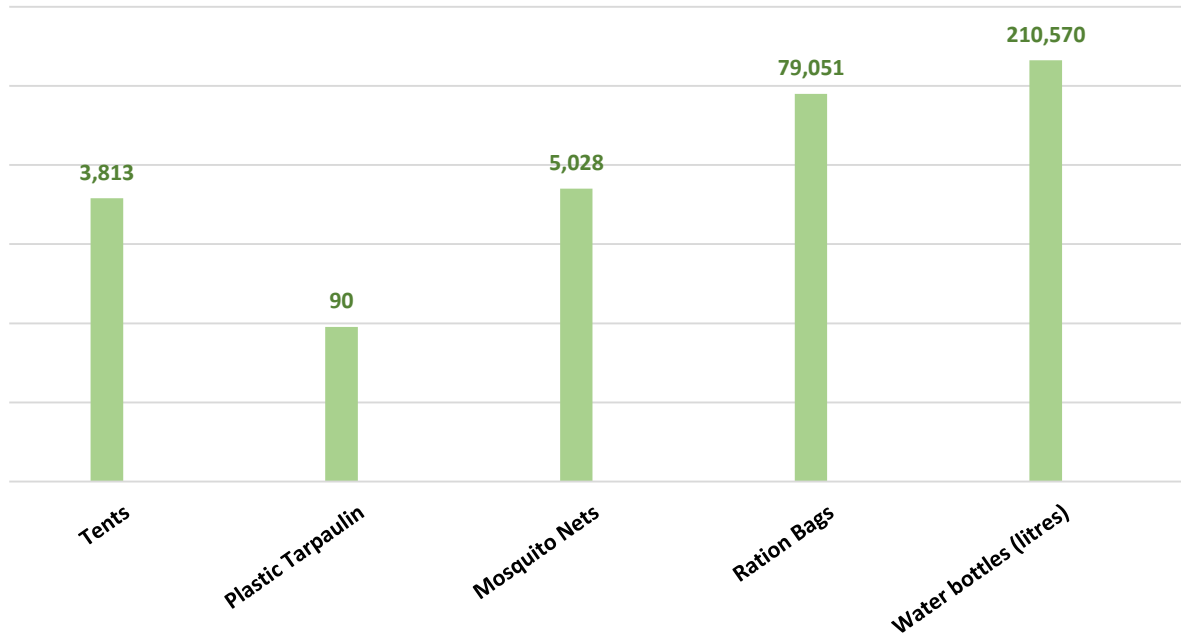
### RELIEF PROVIDED BY NDMA THROUGH ARMY



### RELIEF PROVIDED BY PAK NAVY



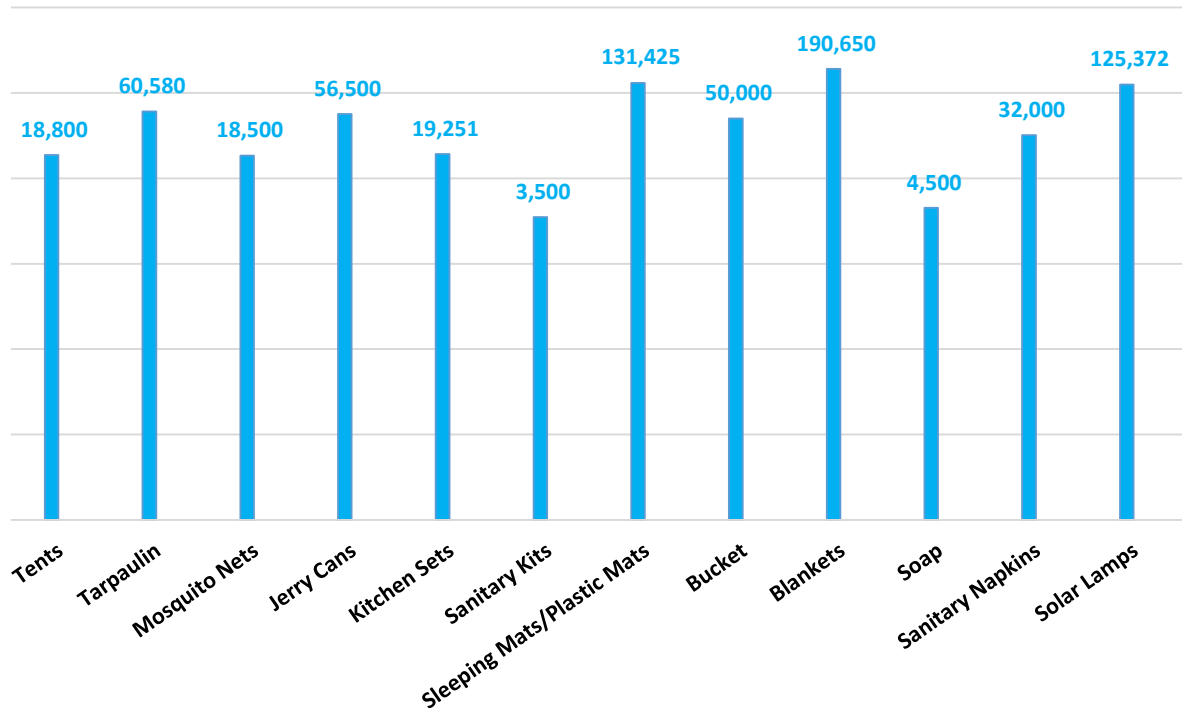
### RELIEF PROVIDED BY PAK AIRFORCE



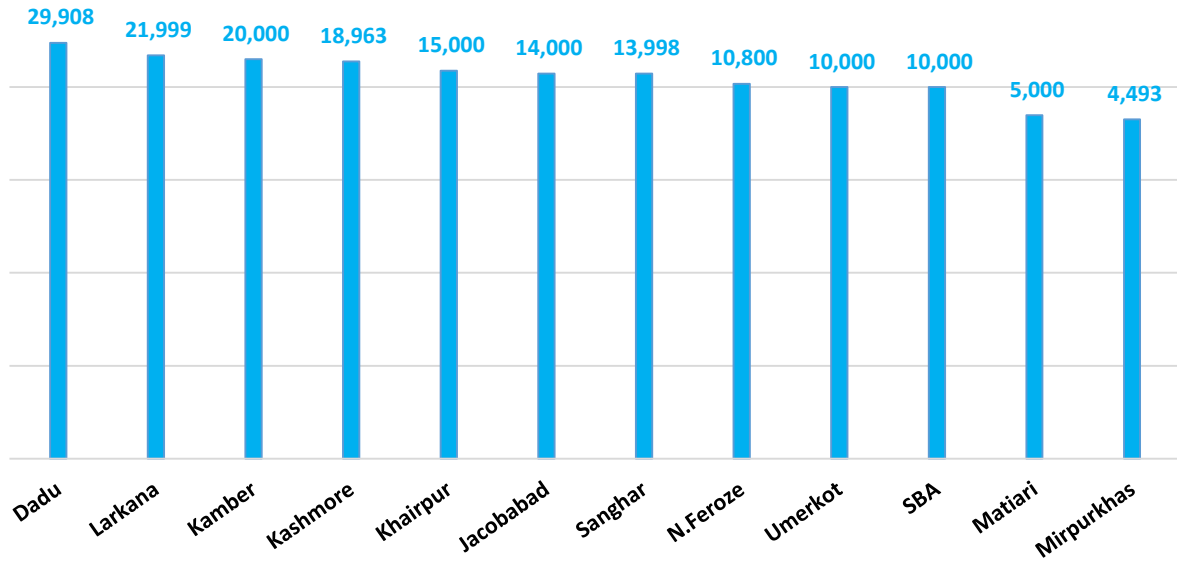
**Others:**

Organization	Relief
FGRF(INGO)	Cooked Food (Daigs) : 1058

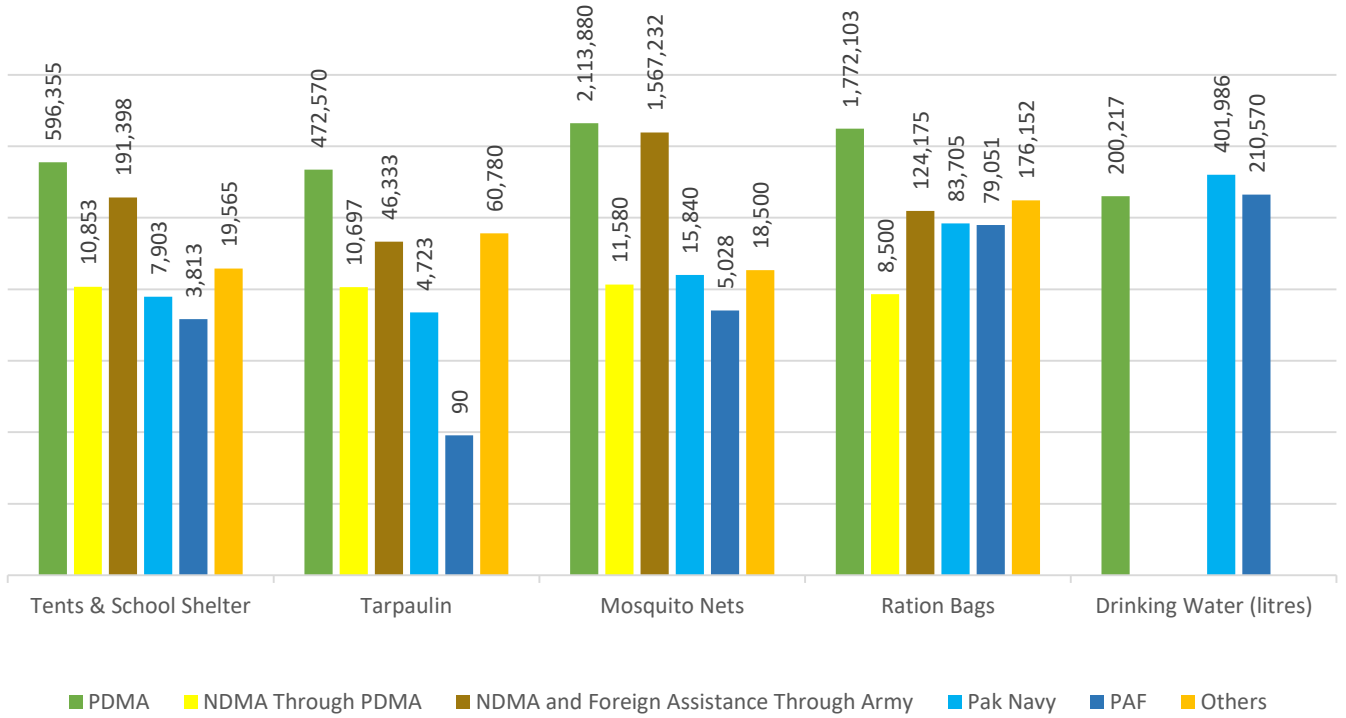
### RELIEF PROVIDED BY UNHCR

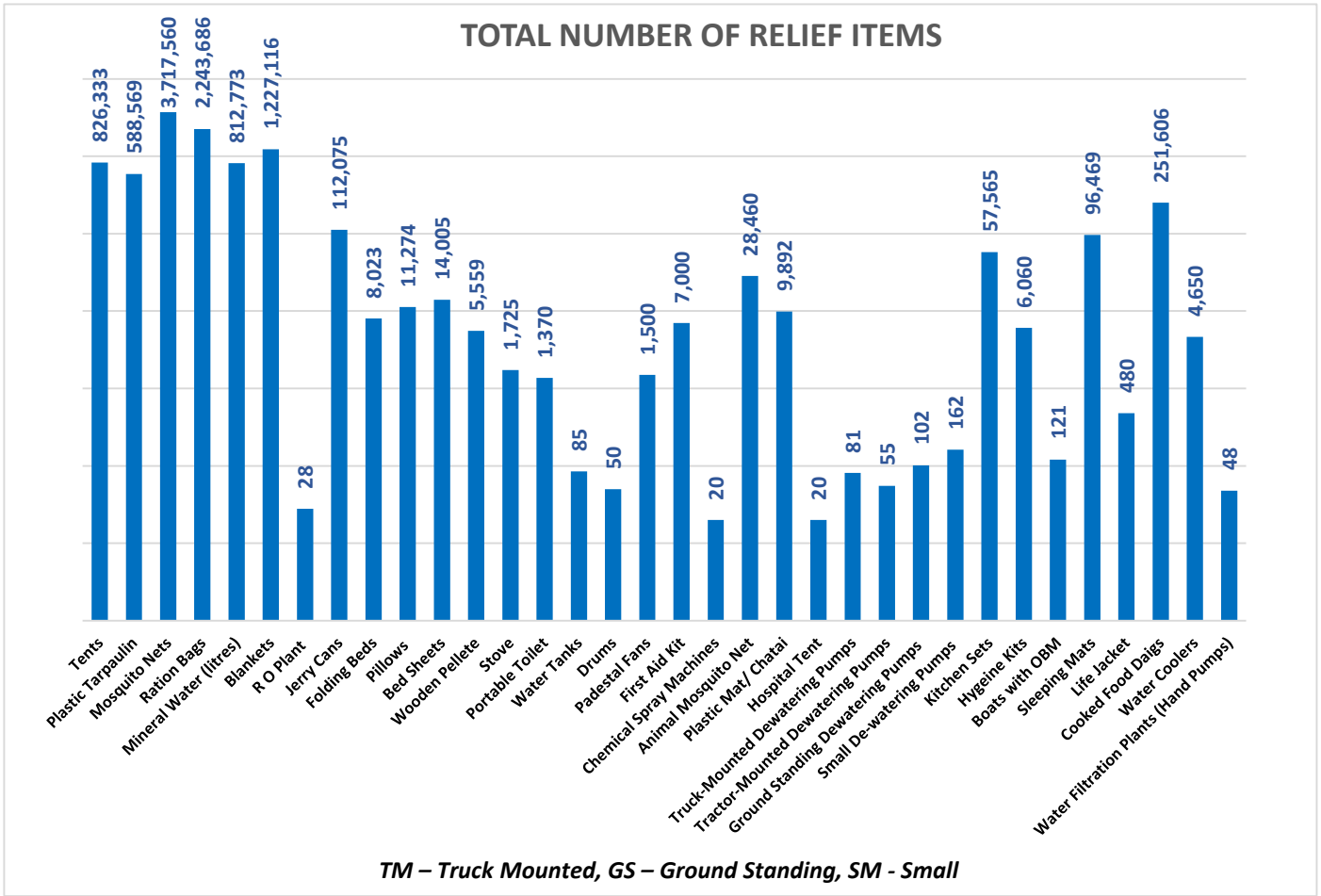


### RATION BAGS PROVIDED BY UN-WFP



### Combined Relief Provided





**Last 24 Hours (Already Included in Total):**

Districts	Tents	Blankets	Ration Bags
Kamber	5,000	5,000	-
Larkana	2,000	-	-
Mirpurkhas	-	-	6,500
<b>Total</b>	<b>7,000</b>	<b>5,000</b>	<b>6,500</b>

Sd/-  
(KAZIM RAZA TALPUR)  
**INCHARGE PEOC  
PDMA SINDH**